

# IGLESIA GRACIA Y VERDAD – REPORTE FINANCIERO 2025

Reporte del 1 de Enero al 31 de Diciembre 2025

## INDICADORES CLAVE DE DESEMPEÑO (KPIs)

<b>TOTAL INGRESOS</b>	<b>TOTAL GASTOS</b>	<b>SUPERÁVIT 2025</b>	<b>SALDO BANCO</b>	<b>VS AÑO 2024</b>	<b>% CRECIMIENTO</b>
\$51,081	\$37,800	\$13,281	\$21,742	+\$12,261	32.6%

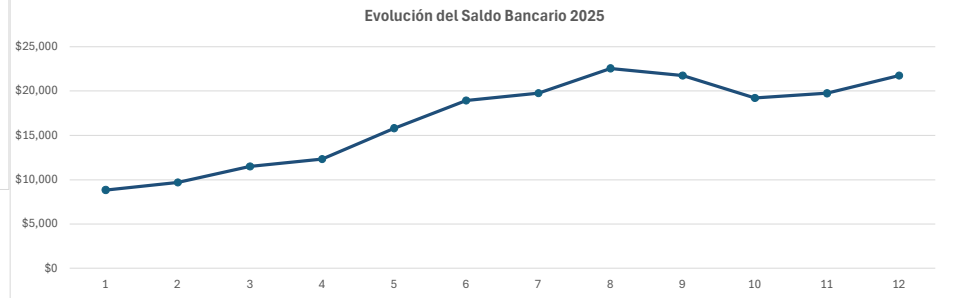
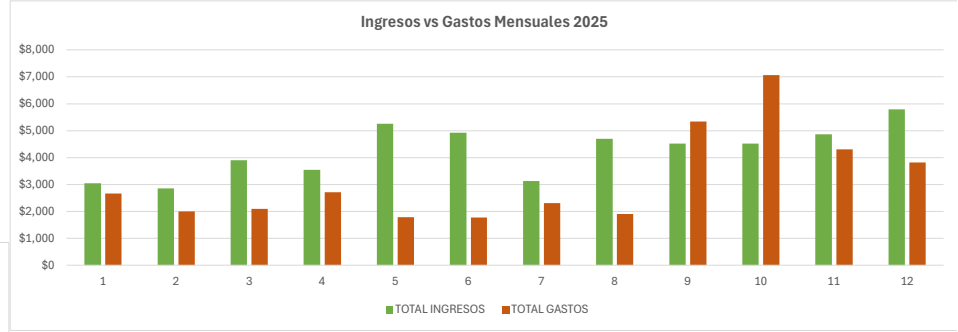
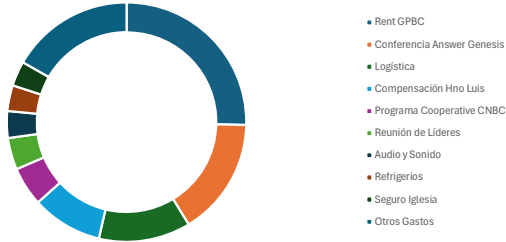
## DATOS MENSUALES PARA GRÁFICOS

Concepto	Ene	Feb	Mar	Abr	May	Jun	Jul	Ago	Sep	Oct	Nov	Dic	TOTAL
Ofrendas	\$3,053	\$2,860	\$3,900	\$3,549	\$5,257	\$4,926	\$3,133	\$4,700	\$4,527	\$4,063	\$4,157	\$5,792	\$49,916
Otros Ingresos	\$0	\$0	\$0	\$0	\$0	\$0	\$0	\$0	\$0	\$465	\$700	\$0	\$1,165
<b>TOTAL INGRESOS</b>	<b>\$3,053</b>	<b>\$2,860</b>	<b>\$3,900</b>	<b>\$3,549</b>	<b>\$5,257</b>	<b>\$4,926</b>	<b>\$3,133</b>	<b>\$4,700</b>	<b>\$4,527</b>	<b>\$4,528</b>	<b>\$4,857</b>	<b>\$5,792</b>	<b>\$51,081</b>
<b>TOTAL GASTOS</b>	<b>\$2,671</b>	<b>\$2,006</b>	<b>\$2,103</b>	<b>\$2,711</b>	<b>\$1,784</b>	<b>\$1,774</b>	<b>\$2,312</b>	<b>\$1,912</b>	<b>\$5,339</b>	<b>\$7,063</b>	<b>\$4,313</b>	<b>\$3,812</b>	<b>\$37,800</b>
<b>RESULTADO NETO</b>	<b>\$382</b>	<b>\$854</b>	<b>\$1,797</b>	<b>\$838</b>	<b>\$3,473</b>	<b>\$3,152</b>	<b>\$820</b>	<b>\$2,788</b>	<b>-\$812</b>	<b>-\$2,535</b>	<b>\$544</b>	<b>\$1,980</b>	<b>\$13,281</b>
<b>SALDO BANCO</b>	<b>\$8,843</b>	<b>\$9,697</b>	<b>\$11,494</b>	<b>\$12,332</b>	<b>\$15,805</b>	<b>\$18,957</b>	<b>\$19,778</b>	<b>\$22,565</b>	<b>\$21,753</b>	<b>\$19,218</b>	<b>\$19,762</b>	<b>\$21,742</b>	<b>\$21,742</b>

## DISTRIBUCIÓN DE GASTOS POR CATEGORÍA

Categoría	Monto	% Total	Ranking
Rent GPBC	\$9,600	25.4%	1
Conferencia Answer Genesis	\$6,022	15.9%	2
Logística	\$4,694	12.4%	3
Compensación Hno Luis	\$3,600	9.5%	4
Programa Cooperativo CNBC	\$2,000	5.3%	5
Reunión de Líderes	\$1,634	4.3%	6
Audio y Sonido	\$1,368	3.6%	7
Refrigerios	\$1,316	3.5%	8

Distribución de Gastos 2025



## COMPARATIVO: REAL 2025 vs PRESUPUESTO 2026

Categoría	Real 2025	Budget 2026	Variación \$	Variación %
Ofrendas	\$49,916	\$41,716	\$8,200	19.7%
Total Gastos	\$37,800	\$46,371	-\$8,571	-18.5%

## NOTAS Y OBSERVACIONES

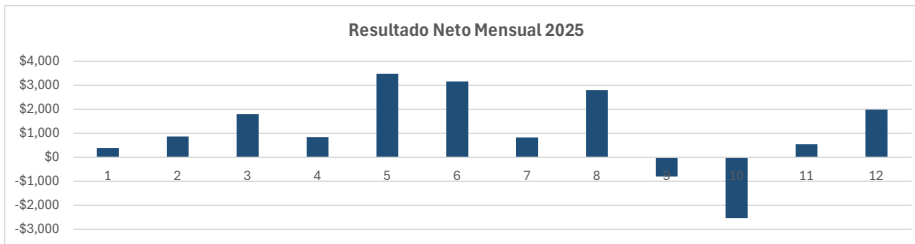
- ✓ Las ofrendas superaron el presupuesto en \$8,200
- ✓ Crecimiento del 33% vs año anterior
- ✓ Superávit de \$13,281 al cierre de 2025
- ✓ Saldo final en banco: \$21,742
- ✓ Principales gastos: Renta, Conferencia, Logística

Resumen Ofrenda 2025 detallado

Concepto



Suma de CAD	Mois													Presupuesto	Real 2025 Vs Budget	
Ofrenda Nro	1	2	3	4	5	6	7	8	9	10	11	12	Grand Total	Promedio	2026	2026
100	750	750	450	1051	750	750	750	750	300	300	672	1722	\$ 8,995	750	5,500	3,495
111	400	400	400	400	420	420	420	420	870	420	420	620	\$ 5,610	468	5,210	400
143			600	350	600	600		500	100	500		500	\$ 3,750	313	3,750	-
102	200	200	200		450	250		500	310	300	320	250	\$ 2,980	248	2,980	-
128	200	200	200	200	250	250	250	250	250	250	250	250	\$ 2,800	233	2,800	-
104	250		500		500	250		500		250	250	250	\$ 2,750	229	2,750	-
124	150	150	170	170	170	170	170	370	170	250	250	250	\$ 2,440	203	2,440	-
114	150	300	150	200	200	200	200		400		200	100	\$ 2,100	175	2,100	-
125	80	90			200	200		200	200	200	250	500	\$ 1,920	160	1,920	-
117	150	150	150	150	150	150	150	150	300	150	150		\$ 1,800	150	1,800	-
133	150	150	150	150	150	150	200		200	200		200	\$ 1,700	142	1,700	-
142	50	50	50	50	200	400	150	200		150	200		\$ 1,500	125	1,500	-
118	100	100	100	60	100	100	100	150	140	140	100	50	\$ 1,240	103	1,240	-
106	100	100	100	100	150		100		110	110	100	100	\$ 1,070	89	-	1,070
126			90	160			200		200		250		\$ 900	75	-	900
134	150	150	150	150	150	150							\$ 900	75	900	-
145					120	130	20		60	120	220	100	\$ 770	64	-	770
132					200	500							\$ 700	58	700	-
152								100	170	150	130	140	\$ 690	58	690	-
138	73		14	32.9	67	86	117.73	109.5	21.18	24		65	\$ 610	51	610	-
153						100	150	250	100				\$ 600	50	600	-
139	60		10	40	120	40	80		80	80	60	20	\$ 590	49	590	-
144	40		86	45	130		50	50	35	80	35	35	\$ 586	49	586	-
149									80	200	140	90	\$ 510	43	-	510
154												400	\$ 400	33	400	-
147				40				230	100				\$ 370	31	370	-
122			90	150	120								\$ 360	30	360	-
151			100						100			50	\$ 250	21	-	250
148		70		50	50				50				\$ 220	18	220	-
105								200					\$ 200	17	200	-
99			40		10	9.65	5		4	5		100	\$ 174	14	174	-
156									27	64	70.04		\$ 161	7,000	-	161
155							20		20	20	40		\$ 100	8	-	100
107			100										\$ 100	8	-	100
150											50		\$ 50	4	-	50
130						20							\$ 20	2	-	20
<b>Grand Total</b>	<b>3,053</b>	<b>2,860</b>	<b>3,900</b>	<b>3,549</b>	<b>5,257</b>	<b>4,926</b>	<b>3,133</b>	<b>4,700</b>	<b>4,527</b>	<b>4,063</b>	<b>4,157</b>	<b>5,792</b>	<b>\$ 49,916</b>		<b>41,716</b>	<b>8,200</b>



# Iglesia Gracia y Verdad

Reporte financiero 2025

Del 1 Enero al 31 de diciembre del 2025



Mes	Jan	Feb	Mar	Apr	May	Jun	Jul	Aug	Sep	Oct	Nov	Dec			
Saldo Inicial Caja	8,461	8,843	9,697	11,494	12,332	15,805	18,957	19,778	22,565	21,753	19,218	19,762			
													<b>2024</b>		
													<b>Total</b>	<b>Presupuest</b>	<b>Real 2025 Vs</b>
<b>Entradas</b>														<b>o 2026</b>	<b>Budget 2026</b>
<b>Ofrendas</b>	3,053	2,860	3,900	3,549	5,257	4,926	3,133	4,700	4,527	4,063	4,157	5,792	49,916	41,716	-8,200
<b>Otros ingresos</b>	0	0	0	0	0	0	0	0	0	465	700	0	1,165		
<b>Desembolsos</b>															
<b>Sum of Amount</b>	<b>Mois</b>														
<b>Description</b>	<b>1</b>	<b>2</b>	<b>3</b>	<b>4</b>	<b>5</b>	<b>6</b>	<b>7</b>	<b>8</b>	<b>9</b>	<b>10</b>	<b>11</b>	<b>12</b>	<b>Grand Total</b>		
Rent GPBC	800.00	800.00	800.00	800.00	800.00	800.00	800.00	800.00	800.00	800.00	800.00	800.00	9,600.00	10,800	1,200
Conferencia_Answer_Genesis									2,440.60	3,581.71			6,022.31	2,400	-3,622
Logistica	243.25	98.10	306.57	498.96	167.14	157.45	650.25	126.63	804.06	621.09	108.57	911.74	4,693.81	2,400	-2,294
Compensacion Hno Luis	300.00	300.00	300.00	300.00	300.00	300.00	300.00	300.00	300.00	300.00	300.00	300.00	3,600.00	6,000	2,400
Programa Cooperative CNBC	166.67	166.67	166.67	166.67	166.67	166.67	166.67	166.67	166.67	166.67	166.67	166.67	2,000.00	2,000	0
Reunion de lideres												1,633.75	1,633.75	1,715	82
Audio y sonido	428.13								13.79			925.92	1,367.84	1,200	-168
Refrigerios	15.78	292.10	131.50	97.02				69.95	217.16	116.13	254.68	122.13	1,316.45	1,700	384
Seguro iglesia	105.98	105.98	105.98	105.98	105.98	105.98	105.98	105.98	105.98	105.98	105.98	105.98	1,271.77	1,300	28
Compra de sillas Iglesia										1,045.00			1,045.00		-1,045
Ayuda Familias	175.60			500.00				100.00		45.96	123.96		945.52	1,150	204
Donaciones Heart Cry	73.47	73.47	73.47	70.53	70.53	70.53	71.49	71.49	71.49	70.71	70.71	70.71	858.60	1,000	141
Suscripciones		71.30	72.25	69.85	70.30	68.79	92.19	69.42	69.26	70.66	70.61	69.32	793.95	2,520	1,726
Frais bancarios	63.00	50.65	43.50	53.87	55.45	56.37	51.49	53.81	36.50	51.11	40.68	39.45	595.88	1,000	404
Donaciones Endos	47.76	47.76	47.76	47.76	47.76	47.76	47.76	47.76	47.76	47.76	47.76	47.76	573.13	655	82
Formacion hno Johannis South Baptis											549.77		549.77	630	81
Regalo Ninos- Participacion Obra de teatro												252.78	252.78	1,000	747
Logistica_Regalos	59.90								125.80				185.70	200	14
Logistica_Reunion_Mujeres	99.58		55.19				26.44						181.21	100	-81
Impresiones									140.09	40.24			180.33	100	-80
Reparacion	91.93												91.93	1,500	1,408
Legales-Registro_Iglesia-Impot												40.00	40.00	7,000	6,960
<b>Grand Total</b>	<b>2,671</b>	<b>2,006</b>	<b>2,103</b>	<b>2,711</b>	<b>1,784</b>	<b>1,774</b>	<b>2,312</b>	<b>1,912</b>	<b>5,339</b>	<b>7,063</b>	<b>4,313</b>	<b>3,812</b>	<b>37,800</b>	<b>46,371</b>	<b>8,571</b>
Conferencias y Evangelismo													0		
Gastos legales, Contabilidad, Impuestos														5,304	5,304
<b>Exedente neto mes (Ofrendas - utilizacion)</b>	<b>382</b>	<b>854</b>	<b>1,797</b>	<b>838</b>	<b>3,473</b>	<b>3,152</b>	<b>820</b>	<b>2,788</b>	<b>-812</b>	<b>-2,535</b>	<b>544</b>	<b>1,980</b>	<b>13,281</b>	<b>-4,655</b>	<b>5,304</b>
													0		
<b>Saldo Final Caja disponible</b>	<b>8,843</b>	<b>9,697</b>	<b>11,494</b>	<b>12,332</b>	<b>15,805</b>	<b>18,957</b>	<b>19,778</b>	<b>22,565</b>	<b>21,753</b>	<b>19,218</b>	<b>19,762</b>	<b>21,741.6</b>	<b>Saldo Final Banco</b>	<b>21,742</b>	<b>0</b>